

Take one
everywhere you go.



This handsome carry-all case is designed for use with KODAK Instant Cameras. Made of durable, easy-care naugahyde material, the padded case conveniently holds camera, extra film and flipflash. Because you never know when that special moment will happen, take a KODAK Instant Camera and Film wherever you go.

Prices: (subject to change without notice)

KODAK EK4 Instant Camera . . . less than \$54.00

KODAK EK6 Instant Camera . . . less than \$70.00

KODAK Instant Camera Case, Model A (C91C)
less than \$15.00

Kodak and Satinluxe are trademarks.

A3-176P

4/76 PRINTED
U.S.A.

Presenting **KODAK** Instant Cameras and Film



For memories that develop
in front of your eyes


If you've always trusted your memories to Kodak...

YOUR INSTANT IS HERE!

KODAK Instant Cameras and Film to capture the color in your life.

Your world is a colorful place . . . full of special moments that you want to save and share. If you have always trusted Kodak to help you capture the colorful memories in your life . . . your instant is here. KODAK Instant Cameras and Film let you shoot and see those memories in minutes . . . with color by Kodak.

There are two easy-to-use KODAK Instant Cameras; both give you color by Kodak. The picture develops outside the camera, right in front of your eyes. Take as many pictures as you want, instantly. Then sit back and watch the color come alive. In a matter of minutes, you have a clean, dry print in beautiful color by Kodak. When there are special moments that you just can't wait to see again . . . see them with KODAK Instant Cameras and Film.



Instant pictures... color by KODAK


Colors that delight, colors that warm, colors that smile, colors that brighten your world, colors that reach out to you . . . these are the colors you capture with KODAK Instant Cameras and KODAK Instant Print Film. Colors so bright . . . so beautiful, you know that they're color by Kodak.



Colors that delight

Happy red, glowing peppermint pink, warm brown, smiling yellow, deep rich green . . . colors that make you smile just to think of them are colors you can capture with KODAK Instant Cameras and Film. Have a delightful time, take a picture with a KODAK Instant Camera and watch the colors come alive in front of your eyes. Instant pictures with happy color by Kodak.

Actual-size reproductions of instant pictures



Colors that bloom in the spring

Sunny daffodil, deep rose, cherry blossom pink, luscious lilac, columbine blue, forest green . . . colors that bloom in the spring are colors you can capture with KODAK Instant Cameras and Film. Take an instant, take a picture, and watch the colors grow in front of your eyes. Instant pictures with beautiful color by Kodak.



The colors under the sun

Cool, shady green, bright sunny red, soft flaxen gold, warm gray, fluffy white . . . the colors under the sun can be captured for you with KODAK Instant Cameras and Film. Find a friend, take a picture, and watch a rainbow of colors appear in front of your eyes. Instant pictures with sunny color by Kodak.

KODAK Instant Cameras

Uniquely designed...
beautifully easy
to use.

All that you would expect from Kodak cameras; quality, dependability, convenience and ease of use are now yours in an instant. There are two exciting KODAK Instant Camera models, alike in their quality and convenience, different in features and price. Choose the one that's right for you. Whatever you're looking for in an instant camera, you'll probably find in a KODAK Instant Camera. And, no matter which model you pick, you'll get instant pictures . . . with color by Kodak.

Both KODAK Instant
Cameras feature:

- Convenient film pack load
- Flipflash capability
- Lighten/darken print control
- Automatic exposure control
- Low-light signal in viewfinder
- Flash exposure control that automatically corrects for distance
- Built-in battery tester
- Double exposure prevention
- Mechanical film counter
- Tripod socket ■ Wrist strap
- Monogram initials
- Film pack extractor

KODAK EK4 Instant Camera




KODAK EK6 Instant Camera








Using either KODAK Instant Camera is a snap. Just open the hinged door on the bottom of the camera and insert the film pack. Close the door, trip the shutter and eject the safety cover in the film pack.



The zooming circle distance finder which appears in the viewfinder makes accurate focusing of people easy. As you are framing your picture, just slide the focus scale until the zooming circle fits neatly around the subject's head . . . then trip the shutter. For scenery and pictures of children, the easy-to-use calibrated focus scale helps you take crisp, sharp prints.



Simple, convenient to use . . . just aim, focus and shoot. The handy sliding focus scale features three symbols to help you accurately focus either KODAK Instant Camera. Set the scale on () for close-ups from 4 to 6 feet; on () for medium range shots from 6 to 12 feet and () for pictures from beyond 12 feet. You can also focus using the convenient distance scale.

EK4 Model only



After you've tripped the shutter release, turn the crank about four times and your exposed print will come out the bottom. When you're through taking pictures, the crank fits neatly into its recessed slot on the side of the camera.

- Uses one J-size battery

EK6 Model only



Trip the shutter release and your exposed print will be ejected automatically.

- Uses two J-size batteries



Within moments, you'll see your instant picture begin to develop, and minutes later you'll have a fully developed, clean, dry print . . . with color by Kodak.

- Zooming circle distance finder
- Sharp 137 mm, $f/11$, 3-element lens
- Continuous focus—3½ feet to infinity
- Electronic shutter—1/300 to 1/20 second
- Rubber eye cup

KODAK Instant Print Film

Instant pictures...
color by KODAK

Whichever KODAK Instant Camera you use, you can take sharp, brilliant instant pictures with color by Kodak. KODAK Instant Print Film is designed to give you beautiful color prints with elegant SATINLUXE™ finish.

KODAK Instant Print Film...with
cartridge loading convenience.

Each pack of KODAK Instant Print Film holds ten color exposures. A cover in the film pack protects the film from light until the film is in the camera. With the KODAK EK6 Instant Camera, the safety cover will be automatically ejected when you press and release the shutter. With the KODAK EK4 Instant Camera, a few turns of the crank will eject the cover.

Cartridge loading convenience lets you load the KODAK Instant Cameras anywhere, even in bright sunlight. It's simple and quick... designed to make taking instant pictures easy and fun. The illustrations on the right show how convenient it is to use KODAK Instant Print Film.



Actual-size reproductions of instant picture

Colors that capture the moment ...instantly. As soon as you release the shutter and expose the KODAK Instant Print Film, your world is instantly captured in color. Whether you turn a crank, or the print is automatically ejected, when the exposed print passes through the roller assembly inside the camera, the developer is spread inside the print. The instant your print appears, it is clean and dry.

And then develop in front of your eyes. Within a minute or two, you'll begin to see an image as your instant print develops. And as you watch, the brilliant colors will appear and grow brighter and sharper . . . come alive. Within minutes you'll have a fully developed, clean, dry print . . . an instant picture . . . color by Kodak.



1 Open the hinged door on the KODAK Instant Camera. Line up the color stripe on the cartridge with the color stripe on the camera and gently push the film pack into the camera. The film pack will only go in if it is being inserted correctly.



2 To eject the safety cover, press and release the shutter. Turn the crank on the KODAK EK4 Instant Camera. It will automatically be ejected from the electric motor-driven KODAK EK6 Instant Camera. Properly dispose of the safety cover and you're ready to take instant pictures.



3 When you've used all 10 exposures in the film pack, just open the hinged door and gently extract the empty cartridge. Symbols on the mechanical counter indicate how many exposures you've taken and when the cartridge is empty.