


# BE SAFE AT HOME

With The

# KODAK GANG






**Dear Parents,**

**This coloring book is designed to help your children recognize hazards in the home. It would be beneficial for you to read this book and make sure these hazards do not exist within your home. Then, spend some time with your child to read and answer the questions contained in this coloring book. The final pages present a review to check your child's understanding of the key concepts in this book, to identify areas where your child may need some reinforcement.**

**The Eastman Kodak Company hopes that this coloring book will be a helpful tool for you and your family in maintaining a safe home environment.**

**Always pick up your toys when you are done playing, so no one trips and falls.**



**What should you do with your toys right after you are done playing with them?**


**Pick them up**

**Leave them out to play with them again**

**Wait until you are asked to pick them up**



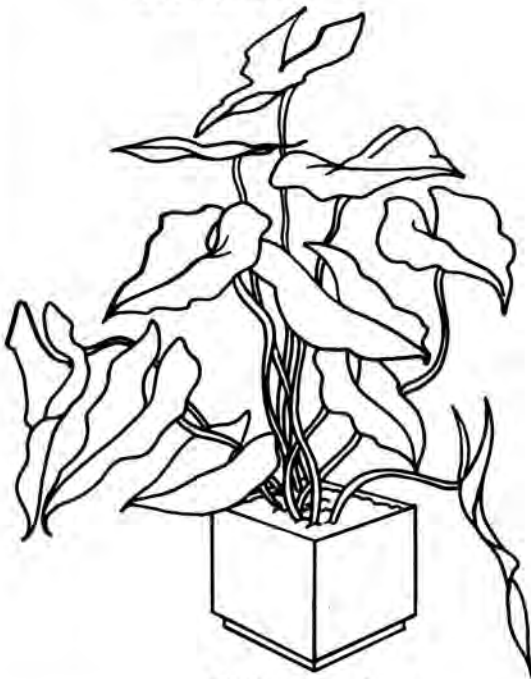
**House plants may look pretty but should not be eaten.**



**Dieffenbachia**



**Poinsettia**



**Philodendron**



**Primrose**


**What can make you sick if you eat them?**

**Vegetables**

**Chicken**

**House plants**

**Woodstoves and fireplaces can become hot enough to burn you, if you touch them.**




**What can burn you if you touch it?**

**Couch**

**Fireplace or Woodstove**

**Rug**


**All cleaning materials in the kitchen should be locked or placed up high.**



**Where should cleaners be kept in the kitchen?**

**Up high or in a locked cupboard**  
**Under the sink**  
**In a drawer**

**All handles for pots and pans on the stove, should be turned in.**



**What handles should you not reach for?**

**Drawer**

**Door**

**Pots and pans**



**All electrical cords should be short and out of the way.**



**Electrical cords should be kept**

**Out of the way**

**On the floor**

**Hanging over the counter**

**You should take medicine only when your parents give it to you.**



**When should you take medicine?**

**When you are hungry**

**Only when your parents give it to you**

**In the morning**

**Soap and water make bath tubs slippery. Make sure your tub has a mat or non-skid surface so you don't fall.**




**What would be a non-skid surface in your bath tub?**

**Towel**

**Washcloth**

**Bath mat**

**Night lights help you see your way in the dark.**




**What helps you see your way at night?**

**Light**  
**Sun**  
**Radio**



**Tools are not toys. Only use them when your parents are helping you.**



**When can you use tools?**

**When your parents are helping you**

**After lunch**

**Before you go to bed**

**Yard and snow equipment can be very dangerous. Stay away while they are running.**




**Only parents should run**

**Tricycles**

**Lawnmowers and snowblowers**

**Swings**

**Swimming can be a lot of fun.**



**Circle these items in the picture**

**Parent watching**

**Life Hook**

**Life Ring**


**Fence**

**Gate with a lock**

**Two people swimming together**

**Your swimming pool should have these things too.**

**Climb only in areas where your parents allow. Check with them first.**



**Who should tell you where you can climb?**


**Your friends**

**Your parents**

**Your little brother**



**Not all animals are friendly and like to play.**




**What animals should you play with?**

**Your own pets**

**Animals at the zoo**

**A squirrel**

**Play in areas that your parents approve of!**




**Where should you play?**

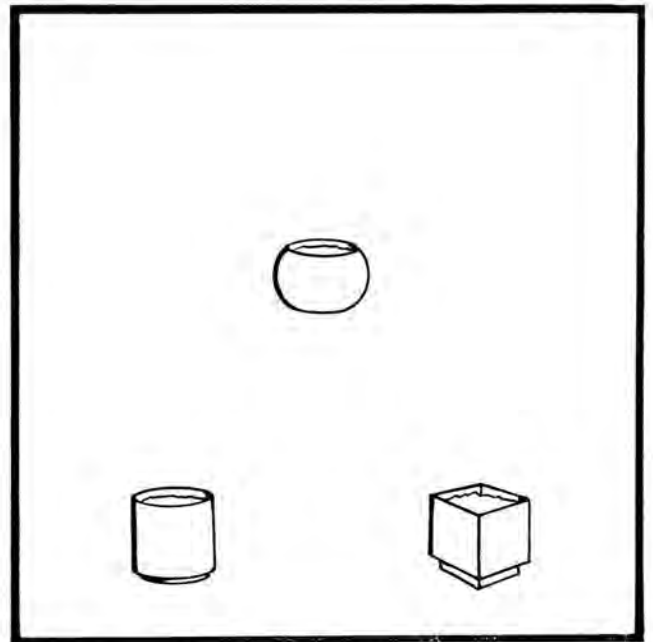
- In the woods**
- In the street**
- In a playground**

**Take a tour of your home and yard. See if it is as safe as the Kodak Gang's house.**


**In each picture complete the drawing.**



**Draw in toys where they should be stored.**



**Draw some plants that may make you sick if you eat them.**




**Draw in the part of the fireplace which can burn you.**



**Draw in what is missing on this cupboard with cleaners stored in it.**




**Draw in pot handles in the correct position.**



**Draw in the toaster cord.**






**Draw in the person missing from this scene.**




**Draw what the bathtub needs so it won't be slippery.**




**Draw in what is missing in this dark hallway at night.**




**Draw a RED circle around the toys that you can play with by yourself.**




**Draw in what is missing on this pool fence.**



**Draw in something to help you get to the treehouse.**



**Draw a picture of an animal that you can play with.**



**Mark the area where you should play!**



**EASTMAN KODAK COMPANY**  
KODAK APPARATUS DIVISION